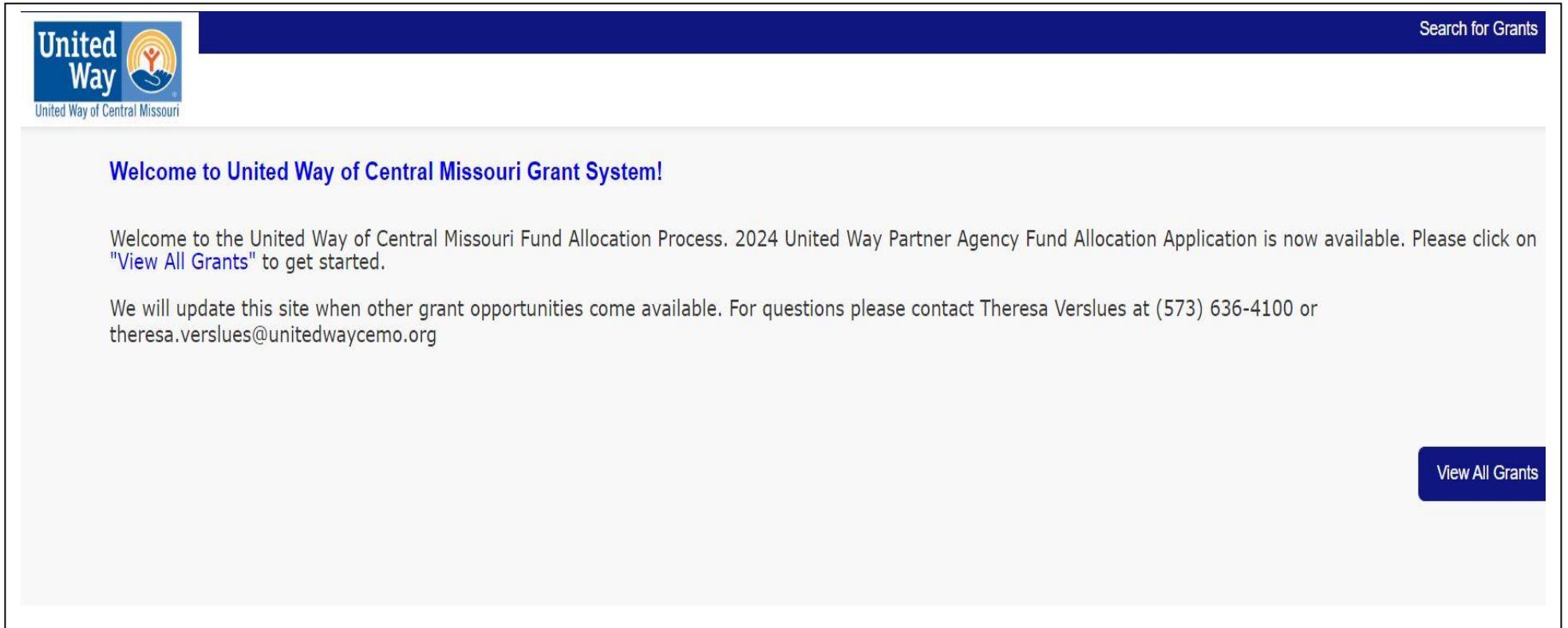


United Way Fund Allocation Grant System Screenshots

Step 1: Click on the link: <https://unitedwaycmgrants.communityforce.com>
This is the welcome screen.



Step 2: Click on the View All Grants.

United Way
United Way of Central Missouri

Search for Grants Login

Welcome to United Way of Central Missouri Grant System!

Welcome to the United Way of Central Missouri Fund Allocation Process. 2024 United Way Partner Agency Fund Allocation Application is now available. Please click on "View All Grants" to get started.

We will update this site when other grant opportunities come available. For questions please contact Theresa Verslues at (573) 636-4100 or theresa.verslues@unitedwaycemo.org

View All Grants

Once you see the 2024 United Way Fund Allocation Agency Application click on "Apply"

United Way
United Way of Central Missouri

Search for Grants Login

Grants: 1 / My Results: 1

New Search Grants (A-Z)

2024 United Way Fund Allocation Agency Application

Welcome to the United Way of Central Missouri Fund Allocation Process. United Way Partner Agencies submit an application for 2024 funding. Please click on the above link "2024 United Way Fund Allocation Agency Application" to get started. Applications are due **February 3, 2023**.

View more(...)

Begin Accepting Applications Date:
12/19/2022

Deadline Date (CST Time Zone):
2/03/2023 11:30 PM

Apply

Go to Page 1 >

< Page 1 of 1 >

All Records per Page

Step 3: This is the Login screen. Each agency has one log-in. Use the same log-in as last year. Do not create a new account. Enter your Email and Password then click the Log-in button.

United Way
United Way of Central Missouri

Search for Grants Login

Login

Email

Please enter Username

Password

Please enter the Password

[Forgot Password?](#)

Login Cancel

Welcome to United Way of Central Missouri Grants System.

New Applicants:
To begin a new application click the "Create New Account" button below. Your account will be created and tied to your email address.

Existing Applicants:
Enter your Username and Password to complete the application. *(This is your email address and password used to set up your account.)*

Forgot Password:
Click on "Recover My Password link" and enter your Login email address to receive the password in the email.

Create New Account

Step 4: Once logged in, the 2024 Application will be loaded. If you click on the drop down box in the upper right hand corner it will give you the option to change password, view/edit profile, logout. **Always remember to logout each time you leave the system.**

United Way
United Way of Central Missouri

Welcome, Test Applicant ? Help

Last Login: 12/22/2022 9:15 AM Submission

View/Edit Profile

Change Password

Logout

My Applications / 2024 United Way Fund Allocation Agency Application

Deadline for Submission || 2/03/2023 11:30 PM (CST)

Choose Action ▾ Final Review and Submit

Questions about this application may be directed to:

Theresa Verslues, Vice President theresa.verslues@unitedwaycemo.org (573) 636-4100

Step 5: The first thing you should do is “Import Responses From Existing Application”. This is a dropdown box “Choose Action”. You will want to Import Responses from the **2023 United Way Fund Allocation Agency Application**. It will populate over 50% of your application. Other items on the dropdown are – Add Collaborator – this enables you to send sections for other staff to complete. Preview Application – You may preview your application, save it or print it.

The screenshot displays the United Way application portal interface. At the top left is the United Way logo with the text "United Way of Central Missouri". At the top right, a user is logged in as "Welcome, Test Applicant" with a help icon. Below this, an orange banner indicates "Application Status: Pending Submission". The main content area shows "My Applications / 2024 United Way Fund Allocation Agency Application". A red banner states "Deadline for Submission || 2/03/2023 11:30 PM (CST)". Below this, there is a "Choose Action" dropdown menu with a red circle around it. The dropdown menu is open, showing options: "+ Add Collaborator", "Preview Application", "Import Responses From Existing Applications" (circled in red), and "View Comments". To the right of the dropdown is a red button labeled "Final Review and Submit". Below the dropdown, text reads "Questions about this application may be directed to: Theresa Verslues, Vice President theresa.verslues@unitedwaycemo.org (573) 636-4100". Further down, it says "Attachments: Uploaded documents need to be in the format as 8-1/2" X 11" portrait orientation. Allowable formats are doc, docx, pdf, xls, xlsx file types." At the bottom, there are five application sections: "2024 United Way Fund Allocation Agency Application", "Agency Details", "Funding Request", "Program or Service Information", and "Demographics and People Served". Each section shows a progress indicator of 0% and a deadline of 2/03/2023 11:30 PM.

Once you click on “Import Responses from Existing Application” this box will come up. Click **Import** – 2022 United Way Fund Allocation Agency Application.

The screenshot shows a web application interface for United Way of Central Missouri. A modal window titled "Import Responses" is open, displaying a list of applications. The background shows a navigation menu with "My Applications / 2024 United Way" and a "Deadline for Submission" section. The user is identified as "Test Applicant" with a "Welcome" message and a "Help" link. The application status is "Pending Submission".

Application Name	Import	Advanced Import
2020 United Way Fund Allocation Agency Application	Import	Advanced Import
2021 United Way Agency Partner Opportunity Grant	Import	Advanced Import
2021 United Way Fund Allocation Agency Application	Import	Advanced Import
2022 United Way Community Support Grant Application (non member Agency)	Import	Advanced Import
2023 United Way Fund Allocation Agency Application	Import	Advanced Import
United Way Agency Quarterly Report On-Going	Import	Advanced Import

Step 6: Each section is an icon. You may complete the application in any order. Make sure each section is 100% complete.

Deadline for Submission || 2/03/2023 11:30 PM (CST)

Choose Action ▾ **Final Review and Submit**

Questions about this application may be directed to:

Theresa Verslues, Vice President theresa.verslues@unitedwaycemo.org (573) 636-4100

Attachments: Uploaded documents need to be in the format as 8-1/2" X 11" portrait orientation.
Allowable formats are doc, docx, pdf, xls, xlsx file types.

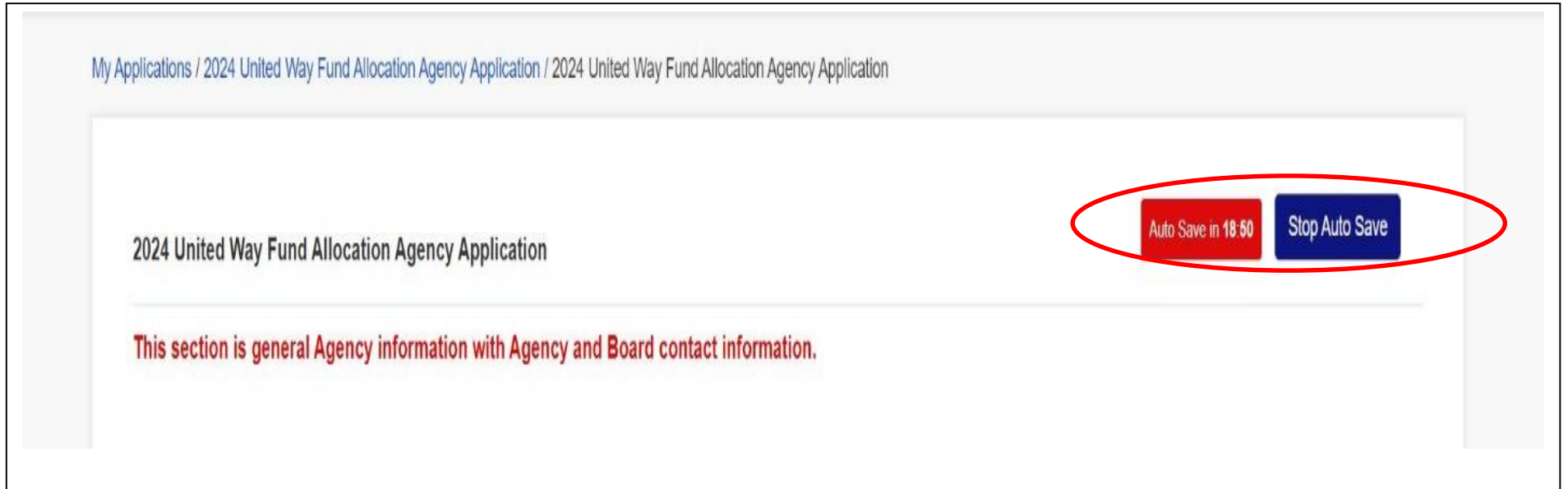
Section	Progress
2024 United Way Fund Allocation Agency Application	0%
Agency Details	0%
Funding Request	0%
Program or Service Information	0%
Demographics and People Served	0%

Each section card includes: Deadline: 2/03/2023 11:30 PM, Modified by: N/A, Modified on: N/A.

Remember to “Save” your work as you go along. Once a section is complete you can “Save & Return to Dashboard”. If you do not want to save changes you may “Return to Dashboard”. The system will time out if you leave it open without any activity.

Save Save & Return to Dashboard Return to Dashboard

There is also an Auto Save but you can also Stop Auto Save.



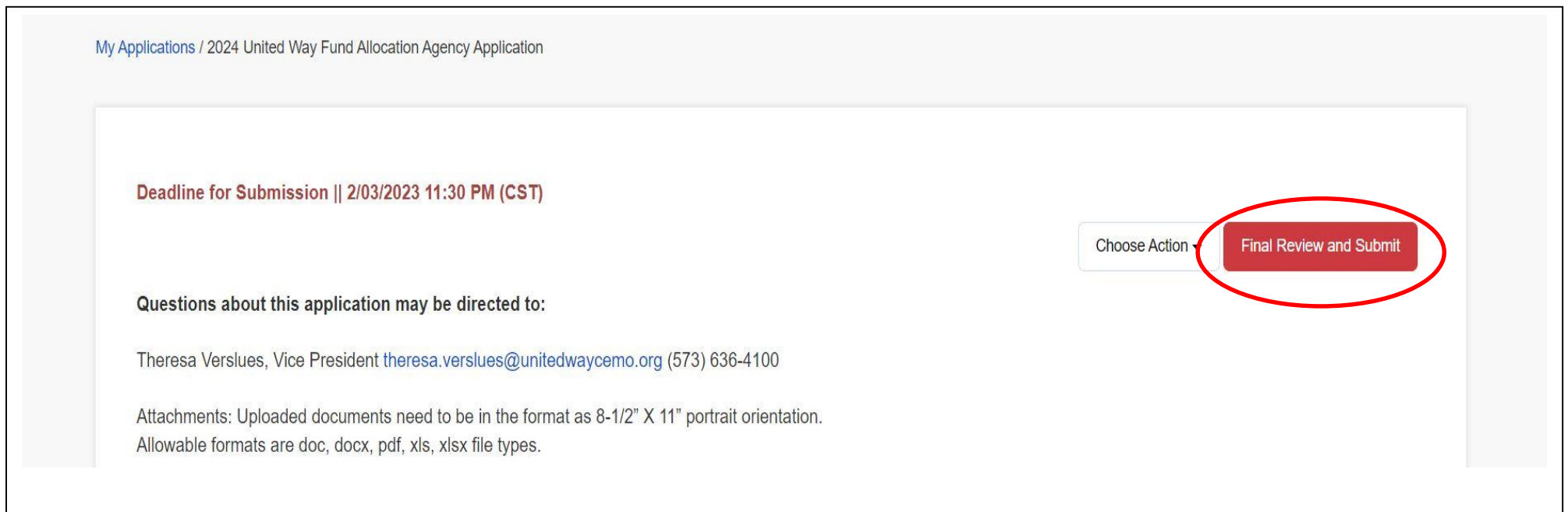
My Applications / 2024 United Way Fund Allocation Agency Application / 2024 United Way Fund Allocation Agency Application

2024 United Way Fund Allocation Agency Application

This section is general Agency information with Agency and Board contact information.

Auto Save in 18:50 Stop Auto Save

Step 7: Once the application is complete and all sections show 100% you **must** click “Final Review and Submit”. This will give you one more opportunity to review your application. Once reviewed click submit. You should receive an email that it has been submitted.



My Applications / 2024 United Way Fund Allocation Agency Application

Deadline for Submission || 2/03/2023 11:30 PM (CST)

Choose Action **Final Review and Submit**

Questions about this application may be directed to:

Theresa Verslues, Vice President theresa.verslues@unitedwaycemo.org (573) 636-4100

Attachments: Uploaded documents need to be in the format as 8-1/2" X 11" portrait orientation.
Allowable formats are doc, docx, pdf, xls, xlsx file types.